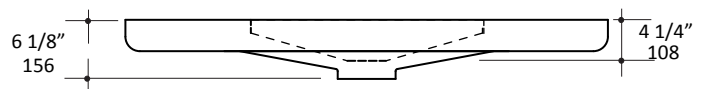
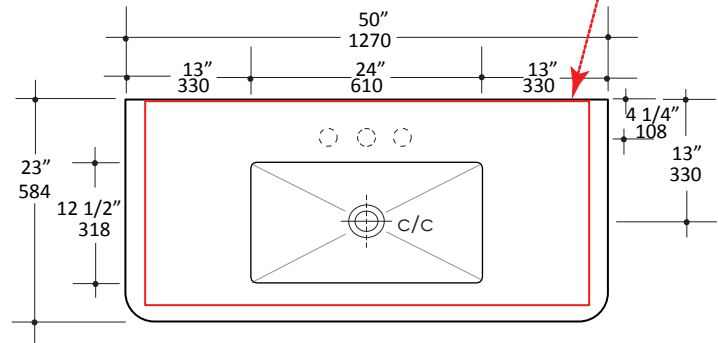


Specifications:

Installation:	Vanity-top	
Interior Dimensions:	24" w x 12 1/2" d x 4 1/4" h	
Exterior Dimensions:	50" w x 23" d x 6 1/8" h	
Material:	Concrete	
Weight:	186 lbs	
Overflow:	No	
Finishes:	TER - Terracotta	MOS - Moss
	SLT- Slate	LIL- Lilac
	CHL - Charcoal	CLY - Clay
	SND - Sand	SUN - Sun
Faucet Holes:	00 - no hole 01 - one centered hole 02 - two hole - center and right, 4" spread 03 - three hole, 8" spread	
Vanity Base Size:	46" x 21" (template available upon request)	
Faucet Hole Size:	Ø 1 3/8"	
Drain Hole Size:	Ø 1 3/4"	



VANITY BASE
46" x 21"
1168 x 533



Features:

- Concrete sink without overflow
- European drains only
- Current cut-out template can be requested
- Size can be customizable upon request (conditions apply)

Codes + Standards:

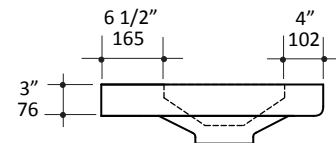
- Meets and exceeds applicable national codes and standards

ADA

compliant when installed to specific requirements of this regulation

Recommended Items:

- Drain options:
 - 7100-13
 - 7100-15
- Vanity options:
 - NTR-ADA-50 metal console ADA compliant
 - NTR-FF-50 metal console with shelf and optional towel bar
 - NTR-VS-50 wood vanity with two drawers and open shelf



Care + Maintenance:

- Due to the nature of concrete material, please do not overtighten the drain and other hardware as it may cause the sink to chip or crack

[Click Here](#)

to find out more about proper care and maintenance of concrete

LACAVA reserves the right to revise any dimension or information on this sheet without notice. Dimensions are nominal and may vary within an industry accepted tolerance of 1/4". Drawings provided herein are meant to give the user an idea of the product and are not made to scale.

Revised: 05/08/2024