

LACAVA



CIGNO

built-in 2-way or 3-way diverter

15D2/3.X.R, 15D2S/3S.X.R

Specifications:

Installation:	built-in wall mount
Exterior Dimensions:	Ø 2 3/4"
Material:	solid brass construction ceramic cartridge
Water use:	10 GPM (43.5 PSI)
Finishes:	CR - polished chrome PN - polished nickel NI - brushed nickel BG - brushed gold 44 - matte black
Fittings included as selected:	- non-sharing 2-way diverter rough-in #VD2 - sharing 2-way diverter rough-in #VD2S - non-sharing 3-way diverter rough-in #VD3 - sharing 3-way diverter rough-in #VD3S - universal trim 15D2/3.X.R
Tile opening max size:	Ø 2 1/2"

Features:

- # 15D2.X.R non-sharing 2-way diverter with OFF function operating angle 90°, total turning angle 180° (outlet B and C)
- # 15D2S.X.R sharing 2-way diverter with OFF function operating angle 90°, total turning angle 360° (outlet B, B+C and C)
- # 15D3.X.R non-sharing 3-way diverter with OFF function operating angle 60°, total turning angle 360° (outlet B, A and C)
- # 15D3S.X.R sharing 3-way diverter with OFF function operating angle 60°, total turning angle 360° (outlet B, B+A, A, C+A and C)
- cross handle and round backplate
- 1/2" NPT water IN and OUT connection
- 1" extension kit available

Codes + Standards:

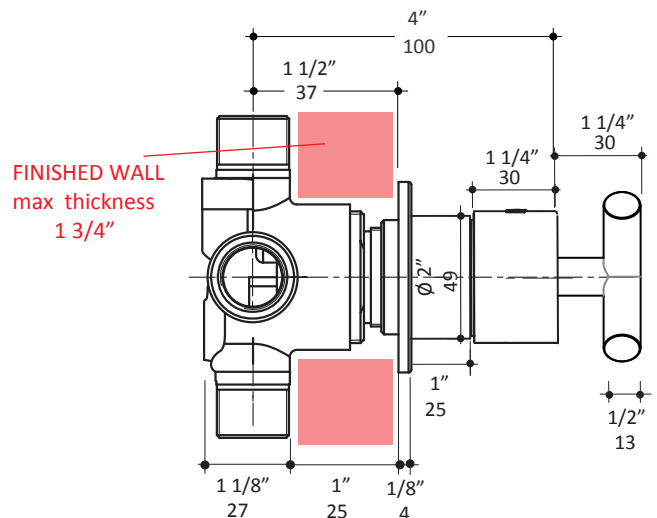
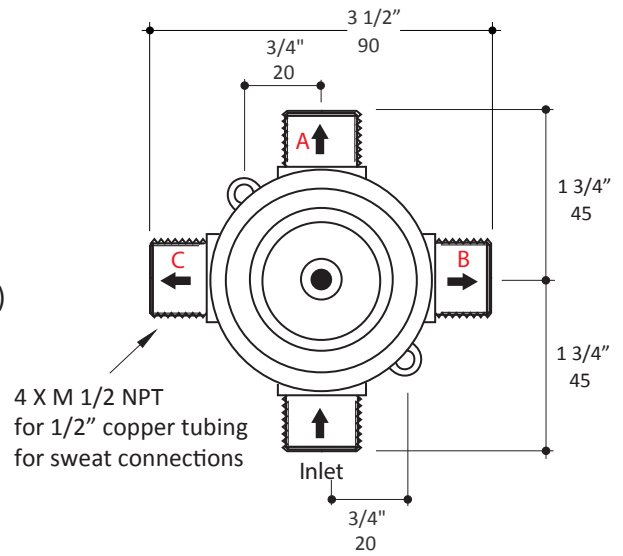
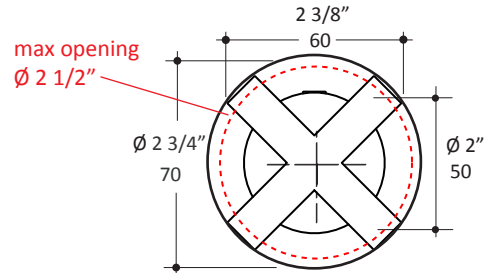
- Meets and exceeds applicable national codes and standards
- CAL-Green compliant (non-sharing valves)

ADA

compliant when installed to specific requirements of this regulation

Recommended Items:

- Replacement parts:
 - VD2-C ceramic cartridge for 2-way diverter, non-sharing
 - VD2S-C ceramic cartridge for 2-way diverter, sharing
 - VD3-C ceramic cartridge for 3-way diverter, non-sharing
 - VD3S-C ceramic cartridge for 3-way diverter, sharing
 - VD2_3-EX 1" extension kit

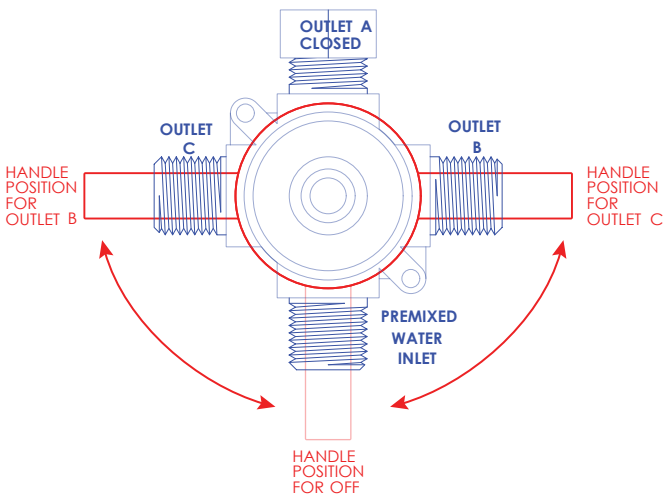


LACAVA reserves the right to revise any dimension or information on this sheet without notice. Dimensions are nominal and may vary within an industry accepted tolerance of 1/4". Drawings provided herein are meant to give the user an idea of the product and are not made to scale. Location of plumbing is meant for reference, your specific application may vary. Revised: 07/01/2024

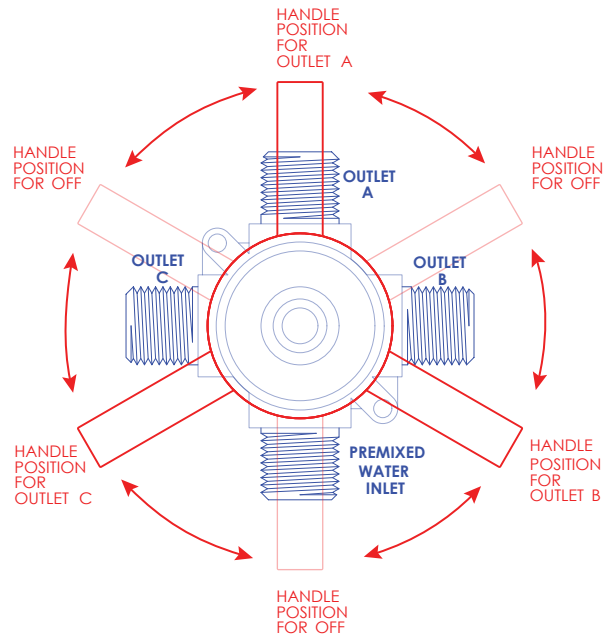
IMPORTANT: Assigning fixtures to outlets is at the client's discretion, all connections to selected outlets must be tested before the walls are closed and finished.

HANDLE POSITION FOR OUTLETS

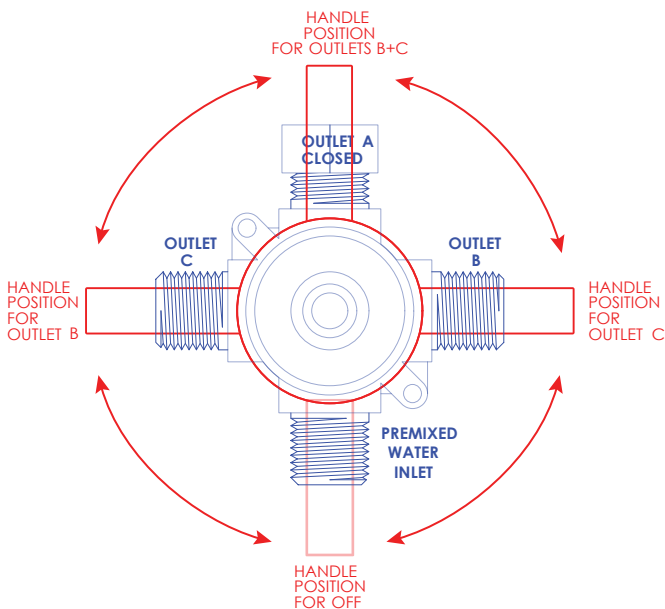
2-WAY DIVERTER - NON-SHARING VD2 - 180° ROTATION



3-WAY DIVERTER - NON-SHARING VD3 - 360° ROTATION



2-WAY DIVERTER - SHARING VD2S - 360° ROTATION



3-WAY DIVERTER - SHARING VD3S - 360° ROTATION

